

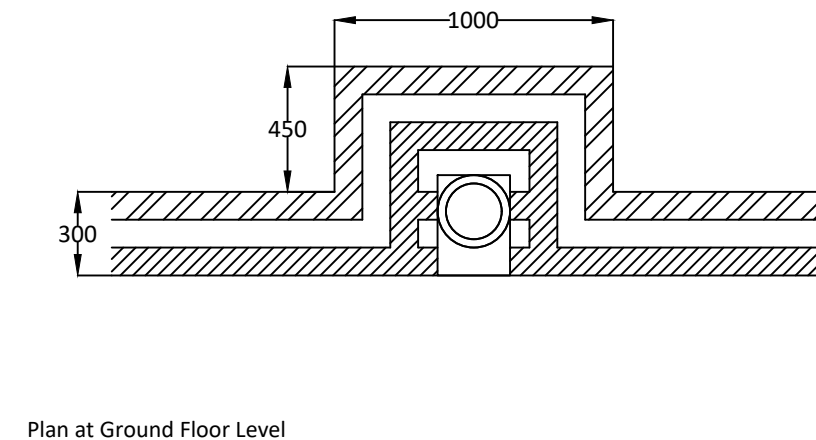
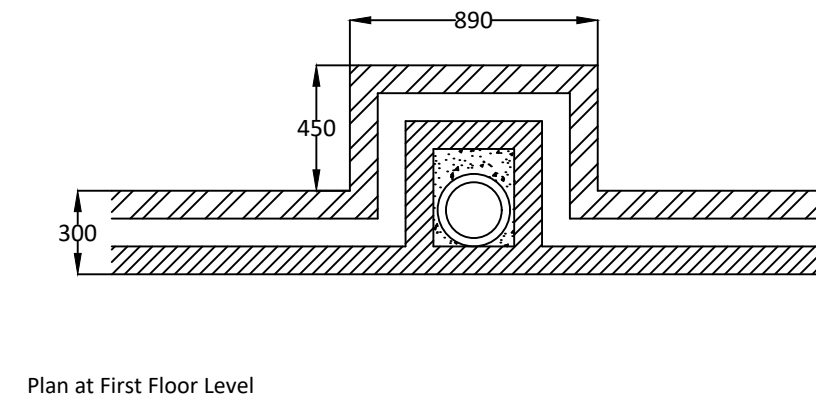
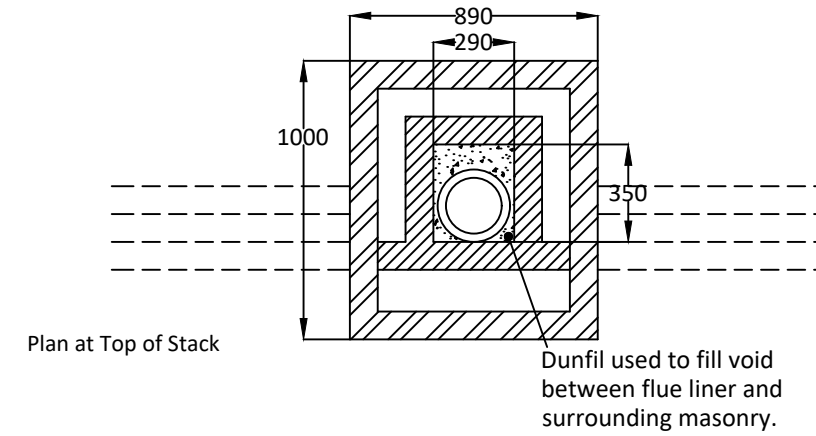
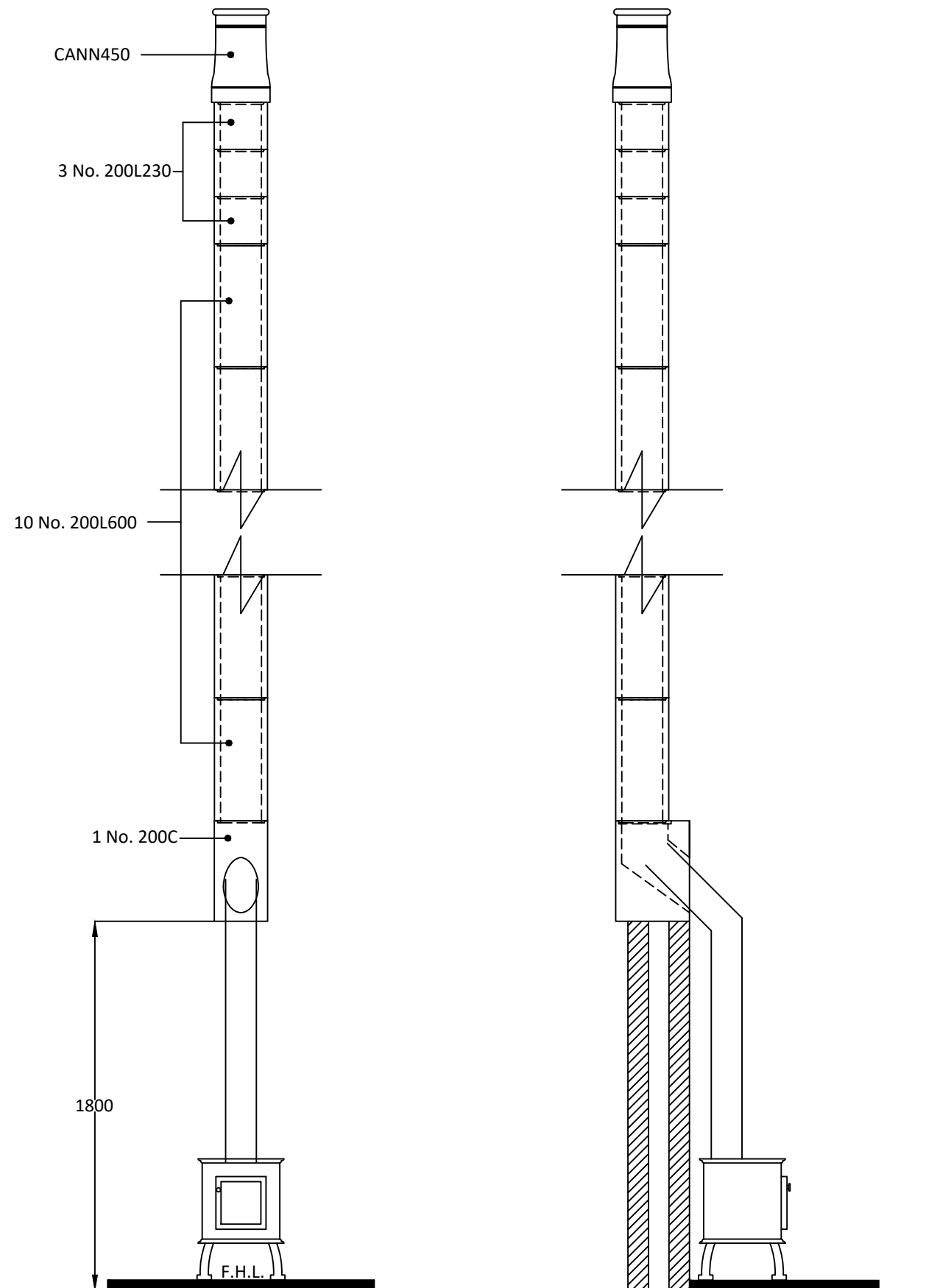
Dunbrik flues

Sample 200mm I.D. straight flue liner system for free standing stove appliance.

Date: August 2020

Telephone: 01924 373694 Email: tech@dunbrik.co.uk Web: www.dunbrik.co.uk

Ref: **DUN-19-9M**



Notes

Chimney Height of 8980mm from FFL to underside of chimney pot.

Please have your architect check this estimate to your drawings to ensure it meets both your requirements and current building regulations, british standards and codes of practice.

Dunbrik A1 Concrete Flue Liner System to BS EN 1857

**ALL DIMENSIONS ARE SHOWN IN MILLIMETRES
NOT TO SCALE**

7cghb[Zf. **SAMPLE COSTING**
'&SSa a "8" GhUj[\hZi YZf'ZY'gUbx]b['g'ej Y'Udd'Ubw"
7\ja bYm\Yj[\h, -, Sa a Zca Z'le i #g'Wja bYnidcl'

7cghb[fYZ **DUN-19-9M**
8UY
6m
DfjW"jgh
S%5i [i ghi&S&S
G>
>i m&S%

Components	Product code	Qty	Prices each	Cost £
6c]Yf#gtj YWbbYVjcbVcW'Uh() XY[&SSa a Zi Y'jbYf*SSa a HU" &SSa a Zi Y'jbYf & Sa a HU" : i Y'jbYf'gYUbbi' %Sa ' bZ'U [fY[UY'&&['a] Z'fj c]X	&SS7 &SS@' SS &SS@& S 8i bgYU 8i bZ	% %S ') %	%(%)+S %+ ,) S %S" * " * % " &	%(%)+S %+ ,) S ' &S(' % S & %- (
7Ubbcb'dch() Sa a HU" fYX Hed[i UFXV]X[i UFXWk " & S'HU" fYX Ga c_Y dY 'Yhii VY : i Y'bc]W' dUY FYXdc'ndfcdmYbYUj'V]W'&&Sa a 1 '+&a a <] \ 'a dUWghmYbYUW'V]j]mg'Yj Y&% a a 1 '+&a a	7Ubb() SF H & S Ga c_Y DUY F98; - ' S 7G; - ')	% % % % & &	(, (, - *) ' %S" , S + " * S" , ("+-	(, (, - *) ' %S" , S + " * %+ * %+ , -) ,
			7cghY!kcf_g1	810.49
			8Y]j YfmWU] Y	95.00
: cfI ? 'a U]b'UbXi d'le " SS'a]Yg'zcfXYfg'cj Yf'o&SS' [ccXg] U i Y'UFY'XY'j YFYXZY			: ccXg	£ 905.49
7\Uf] YZf]bXj]Xi U'mid'cl]b['a i Hd'YZi YcfXYfg'lg'oè S'dYf Zi Y"			J 5H'4	£ 181.10
l': cfW'W]jcb'cfXYfg'UXXW'W]jcb'WU] Y'cZoe) 'di g'J 5H			H'U	£ 1,086.59
Df]W'g'g'ckb'UFY'VUGYXcb'hY8i bVfL 'Y!kcf_g'hfUX'df]W']ghicZ->i m&S% 'UbXUFY'j U]XZf' S'XLng'				
Df]W'g'UFY'gi VYVile: J 5H'5 "hfUX]b[]g'gi VYVile: 'ci f'ghUbxUFXWbX]jcb'g'cZgUY'fW'dmLj U]UVY'				

Notes

H\g'Zi YWghb[]g'VUGYXcb]bZ'fa U]cb'dfcj]XX" D'YUGY\Uj Y'na i f'UfW]hW]WY'W'hY'Wghb[]e'na i f'XUk]b[g'df]cf'le'cfXYf]b["
'le Ybgi fY'hU]h]a Y]g'k]h' na i f'Yei]fYa Yblg" D'YUGY'Ugc WYW'hY'dch#Yfa]bU'ghmY'UbXW'ci f"
: cf'Wbgh] W]cb[i]XbW'fYZf'le'hY'Zi Y']i ghU]cb'UbX'hY'bg]U'U]cb[i]XYUj U]UVY'Vmid'g]Zi 'cf'k YVg]hY"

D'YUGY'Ybgi fY'hU]h]Y'Zi Y'UbXW]a bYm'UFY'Wbgh] W]X]b'UW'f'XUW'k]h' '6i]X]b[]fY[i 'U]cbg'dU]h->

8i bVfL 'fMf_gt.@X""%&: Yfm@UyZG]UbYnZk U_YZYXK: ' '(@H! F Y]ghYX]b'9b[UbX(%)&

The checklist is based on Building Regulations ADJ Appendix A. with Dunbrik flue liner system data. The builder/installer should insert details of the actual fireplace opening sizes, actual ventilation installed and any variations to the usual data.

For	SAMPLE COSTING	Costing ref	DUN-19-9M
Site at		Plot number	
System	Dunbrik 200mm id A1 concrete flue liners	House type	200mm I.D. Straight flue for free standing stove appliance.
Date	01 Aug 2020	Customer ref.	Chimney height 8980mm from ffl to u/s chimney pot.

Checklist for hearths, fireplaces, flues and chimneys

This checklist can help you to ensure hearths, fireplaces, flues and chimneys are satisfactory. If you have been directly engaged, copies should also be offered to the client and to the Building Control body to show what you have done to comply with the requirements of part J. If you are a sub-contractor, a copy should be offered to the main contractor.

Items listed in ADJ Appendix A	Details for builder to complete or amend	
1 Building address, where work has been carried out		
		Amend
2 Identification of hearth, fireplace, chimney or flue.	Fireplace in lounge	
3 Firing capability: solid fuel/gas/oil/all	All	
4 Intended type of appliance. State type or make. If open fire give finished fireplace opening dimensions.	For domestic fuel stove up to a 200mm external diameter flue outlet pipe	
5 Ventilation provisions for the appliance State type and area of permanently open air vents	Through wall ventilation As per stove manufacturers requirements	
6 Chimney or flue construction a) State the type or make and whether new or existing. b) Internal flue size (and equivalent flue height, where calculated natural draught gas appliances only). c) If liners are used confirm they are correctly jointed in accordance with manufacturers instructions and state jointing materials used. d) If an existing chimney has been refurbished with a new liner, type or make of liner fitted. e) Details of flue outlet terminal Outlet detail Complies with: f) Number and angle of bends. g) Provision for cleaning and recommended frequency.	New masonry chimney with: Dunbrik A1 concrete flue liners to BSEN1857 200mm internal diameter Tongue downwards into rebate and joined with Dunseal fireproof mortar Canon pot 450mm tall BSEN13502:2002 Annually via stove	
7 Hearth. Form of construction. New or existing	New As diagram 25 in ADJ	
8 Inspection and testing after completion Test (Appendix E in AD J 2002) and results Flue inspection results Visual Sweeping Coring ball Smoke Spillage Appliance (where included)	Tests carried out by:	

I/We the undersigned confirm that the above details are correct. In my opinion, these works comply with the relevant requirements in Part J of Schedule 1 to the Building Regulations.

Print name & title	_____	Profession	_____
Capacity	_____	Tel no	_____
Address	_____	Postcode	_____
Signed	_____	Date	_____
Registered membership of (e.g. Gas Safety, OFTEC, HETAS, NACE, NACS)			